

Data Supplement

for “Practical Interests, Relevant Alternatives, and Knowledge Attributions”

Joshua May (UC Santa Barbara)

The following are additional reports of data from two experiments reported in May et al (2010) “[Practical Interests, Relevant Alternatives, and Knowledge Attributions](#),” *Review of Philosophy & Psychology* (formerly European Review of Philosophy), Psychology and Experimental Philosophy, Edouard Machery, Tania Lombrozo, & Joshua Knobe (eds.), Vol. 1, No. 2 (2010), pp. 265-273.

Frequencies for Experiment 1 (Between-Subjects):

LS-A: Low Stakes + Alternative

	Frequency	Percent
Strongly Disagree	3	5.0
Moderately Disagree	4	6.7
Slightly Disagree	3	5.0
Neither Agree Nor Disagree	5	8.3
Slightly Agree	10	16.7
Moderately Agree	15	25.0
Strongly Agree	20	33.3

HS-A: High Stakes + Alternative

	Frequency	Percent
Strongly Disagree	2	3.3
Moderately Disagree	3	4.9
Slightly Disagree	9	14.8
Neither Agree Nor Disagree	6	9.8
Slightly Agree	9	14.8
Moderately Agree	19	31.1
Strongly Agree	13	21.3

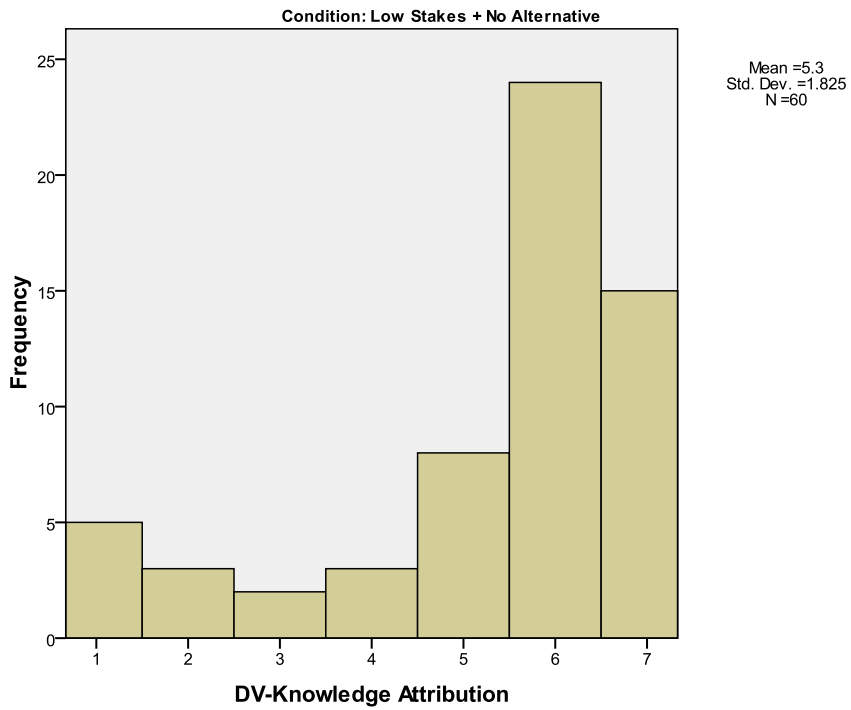
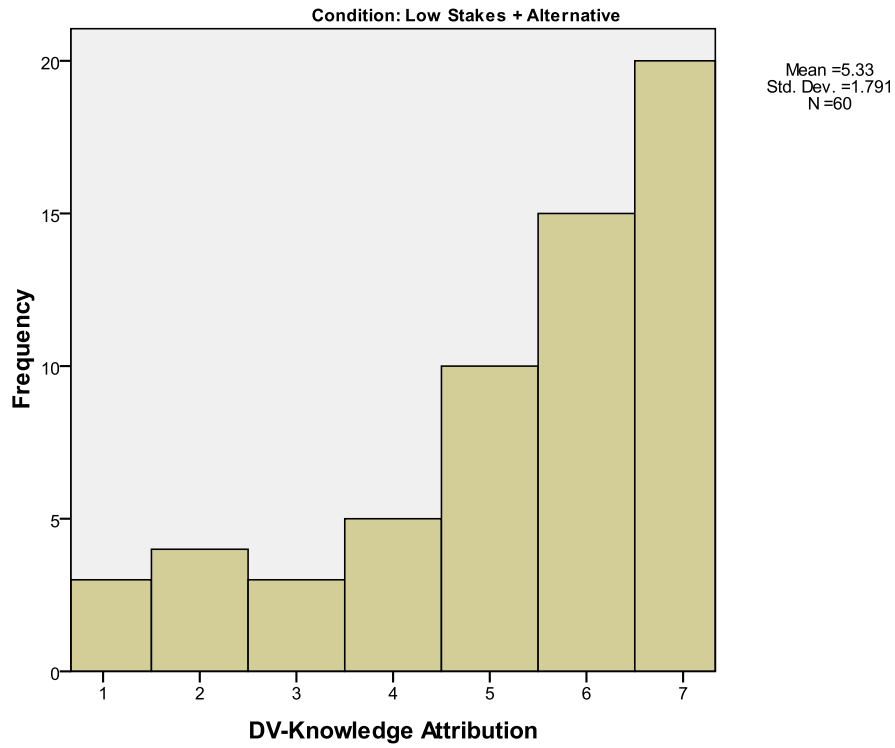
LS-NA: Low Stakes + No Alternative

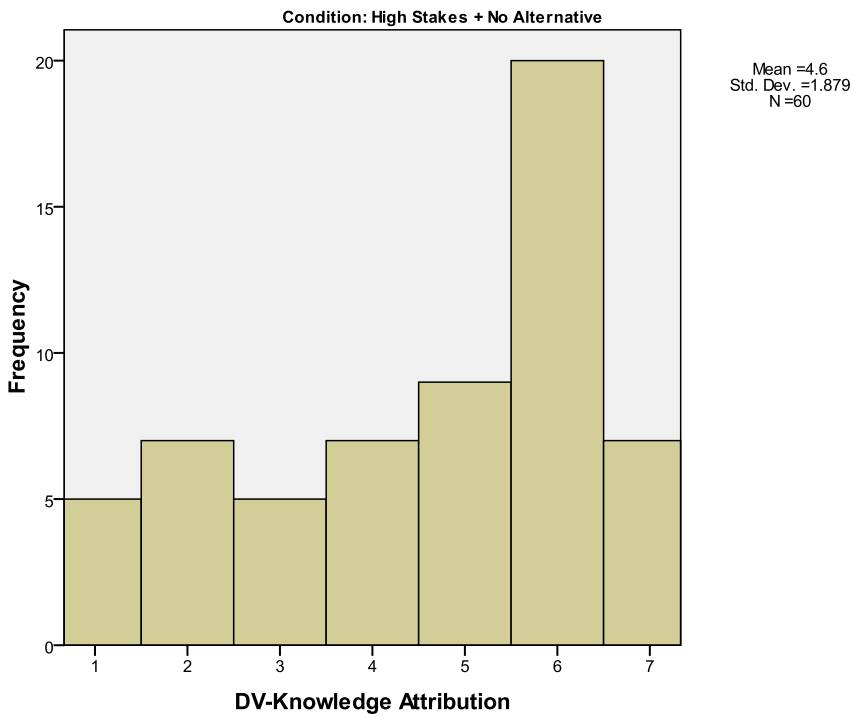
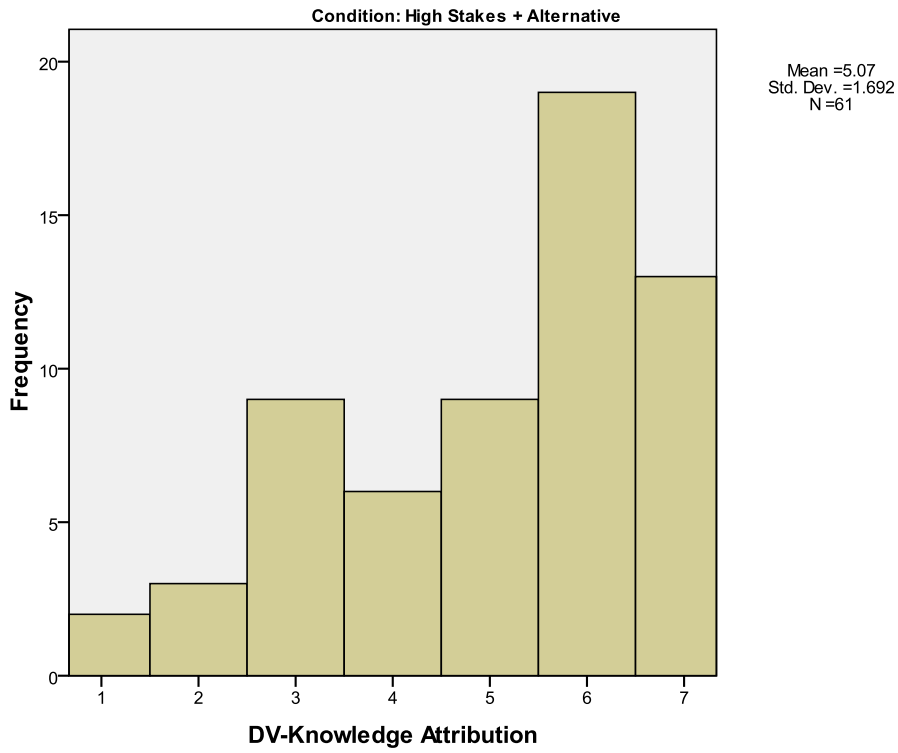
	Frequency	Percent
Strongly Disagree	5	8.3
Moderately Disagree	3	5.0
Slightly Disagree	2	3.3
Neither Agree Nor Disagree	3	5.0
Slightly Agree	8	13.3
Moderately Agree	24	40.0
Strongly Agree	15	25.0

HS-NA: High Stakes + No Alternative

	Frequency	Percent
Strongly Disagree	5	8.3
Moderately Disagree	7	11.7
Slightly Disagree	5	8.3
Neither Agree Nor Disagree	7	11.7
Slightly Agree	9	15.0
Moderately Agree	20	33.3
Strongly Agree	7	11.7

Histograms for Experiment 1 (Between-Subjects):





Frequencies for Experiment 2 (Within-Subjects):

(coming soon)

Histograms for Experiment 2 (Within-Subjects):

(coming soon)